

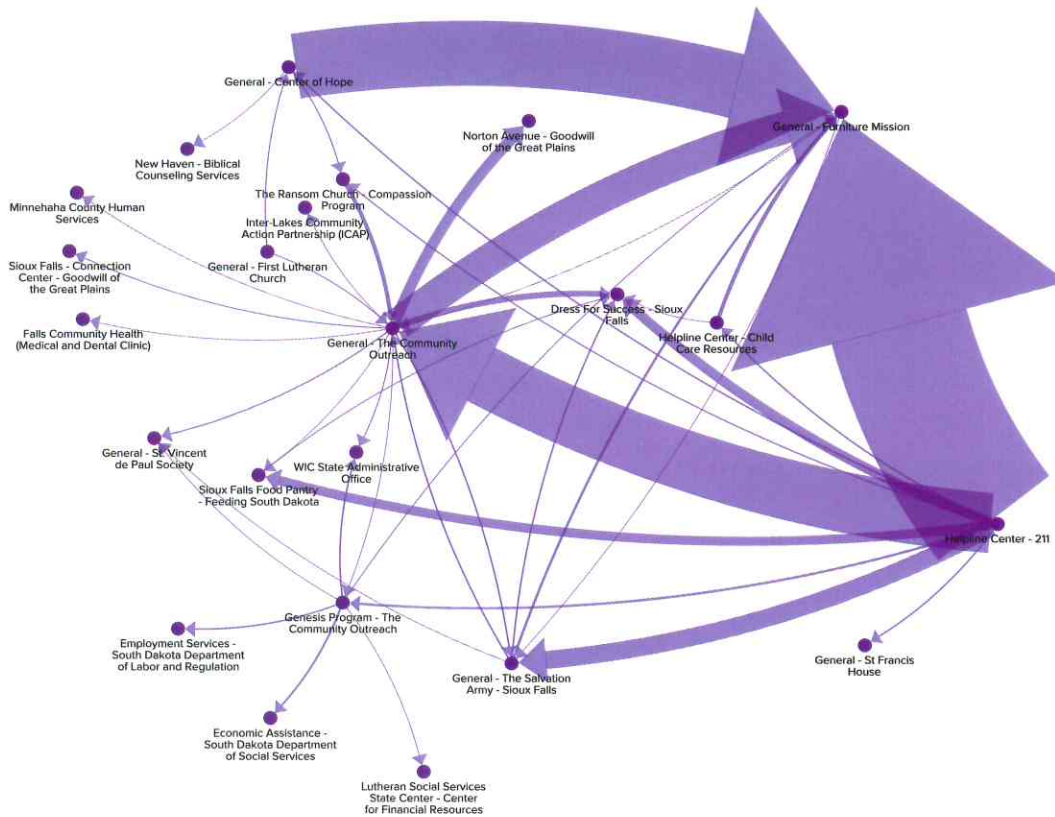
Helpline Center Network of Care

2018 Referral Map

1,279 referrals - these include partner and non-partner agencies



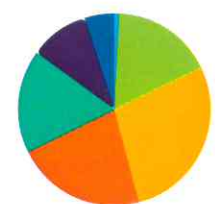
NETWORK OF CARE



Partner Agencies

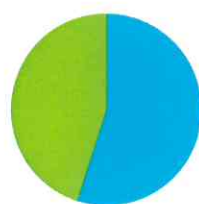
- Center of Hope (2016)
- St. Francis House (2016)
- The Community Outreach (2016)
- Feeding South Dakota (2016)
- Helpline Center (2016)
- Dress for Success Sioux Falls–Signature Program of Embe (2017)
- The Salvation Army (2017)
- Bishop Dudley Hospitality House (2018)
- First Lutheran Church (2018)
- Furniture Mission (2018)
- Reach Literacy (2018)
- VOA Axis 180 (2018)
- The Ransom Church (2018)
- HealthConnect of SD (2019)
- Mobile Food Pantry/Necessities for Neighbors (2019)
- Avera Health System (2019)
- Active Generations (2019)

Client Demographics



Age

- 1% Under 18
- 17% 18-24
- 28% 25-34
- 22% 35-44
- 17% 45-54
- 10% 55-64
- 5% 65+

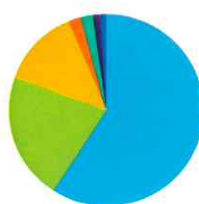


Gender

- 55% Female
- 45% Male

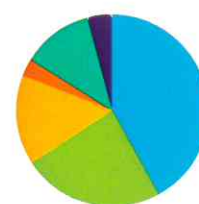
Income

1st Report: \$728 avg
2nd Report: \$891 avg



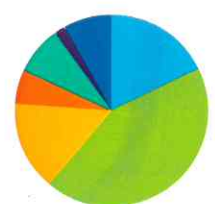
Primary Race

- 58% White
- 21% American Indian
- 13% Black/African American
- 3% Other
- 3% Unknown
- 1% Asian
- 1% NHPI



Employment

- 42% Unemployed
- 24% Full-Time
- 15% Part-Time
- 3% Retired
- 12% SSDI
- 4% Other



Level of Education

- 18% Less than HS
- 44% HS Diploma
- 15% Some College
- 6% Technical School
- 8% College Degree
- 2% Graduate Degree
- 8% Unknown

Next Steps for Helpline Center Network of Care

Continuing to build the Network by adding more partner agencies • Adding a Social Determinants of Health survey that clients will complete to better serve their identified needs • Continuing data collection and analysis to create a more efficient system